

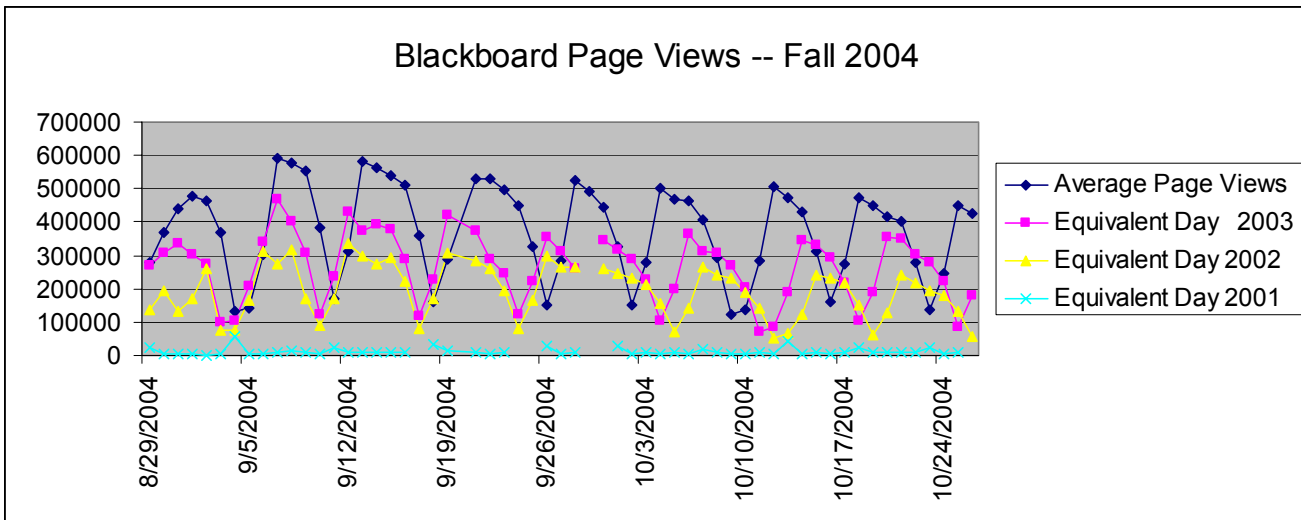
How Faculty Are Using Blackboard at Algonquin

We are using the database behind Blackboard to give us general information to help us understand how Blackboard is being used and what kinds of training and support we should be offering.

Readers should be clear that we are not looking at individual courses or specific content to derive this information.

The Context

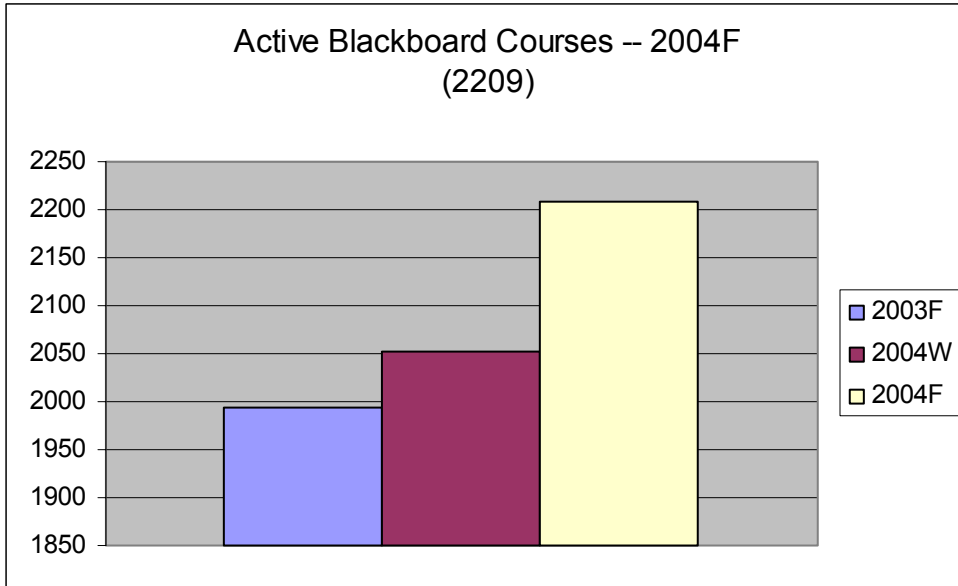
How many page hits are there on Blackboard?



At the high point in each week, we have had around a half million page views of Blackboard. While the weekends are obvious, even at the lowest point in the week we still have more than 100,000 hits a day – it’s learning around the clock and seven days a week!

BTW – that squiggly little blue line at the bottom is our Blackboard use in 2001.

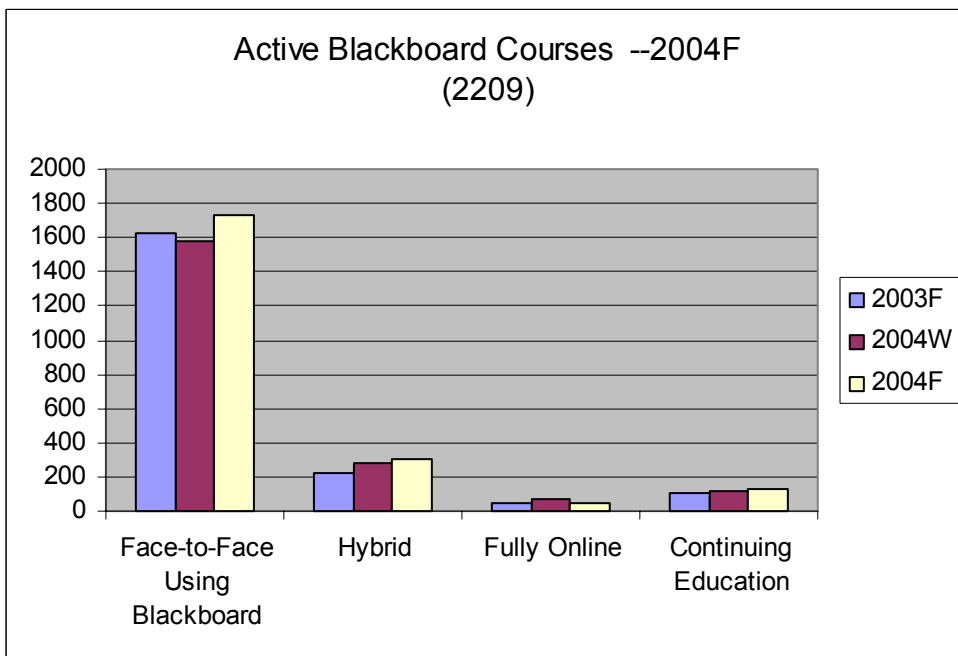
How many active courses are there on Blackboard?



There are approximately 2200 active courses on Blackboard in 2004F. This is an increase of approximately 200 courses compared with 2003F.

At the end of September there were approximately 1000 unavailable courses on Blackboard. Identifiable categories of unavailable courses were disaggregate sections (where the Blackboard content is posed to the aggregate section) and courses which had not started at that point.

How many of these courses are fully online, hybrid or face-to-face supported by Blackboard? How many Continuing Education courses are using Blackboard?

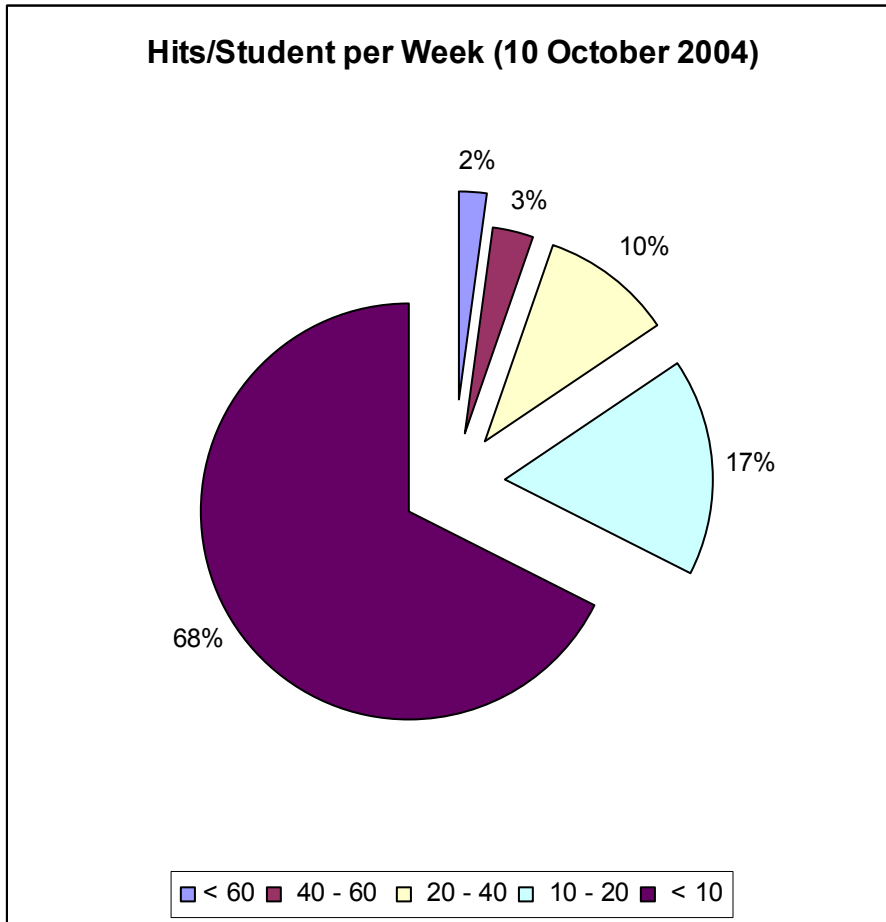


Use of Blackboard by face-to-face courses, hybrid courses and Continuing Education courses is increasing, while fully online courses are static.

How much do students use Blackboard courses?

Every student at Algonquin has a number of active Blackboard courses.

The most active Blackboard course in the week of 10 October had 13094 hits, but it also had a large number of students. As a way to even out the numbers, we have taken hits per week and have divided them by the number of the students in the course, to get an indication of hits by student for face-to-face, hybrid and online courses.



In approximately 70% of Blackboard courses, there were 10 or fewer page views per student in the week of 10 October. In 2% of the courses on Blackboard, there were over 60 page views per student in that same week.

How Faculty are Using Blackboard

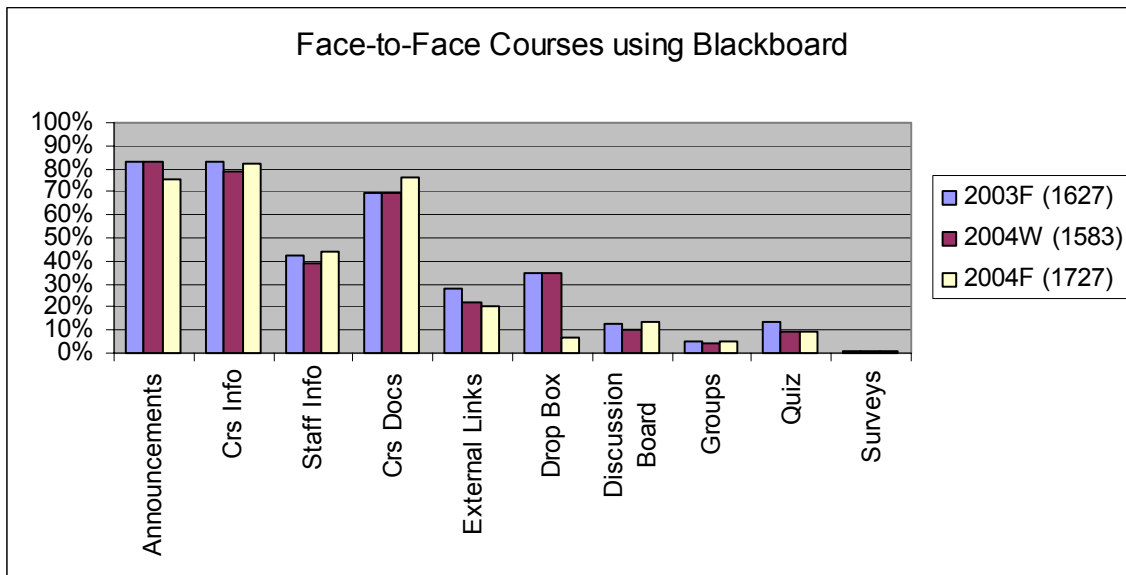
The numbers in this section refer to a specific week – that of 10 October 2004.

How many faculty members are using Blackboard?

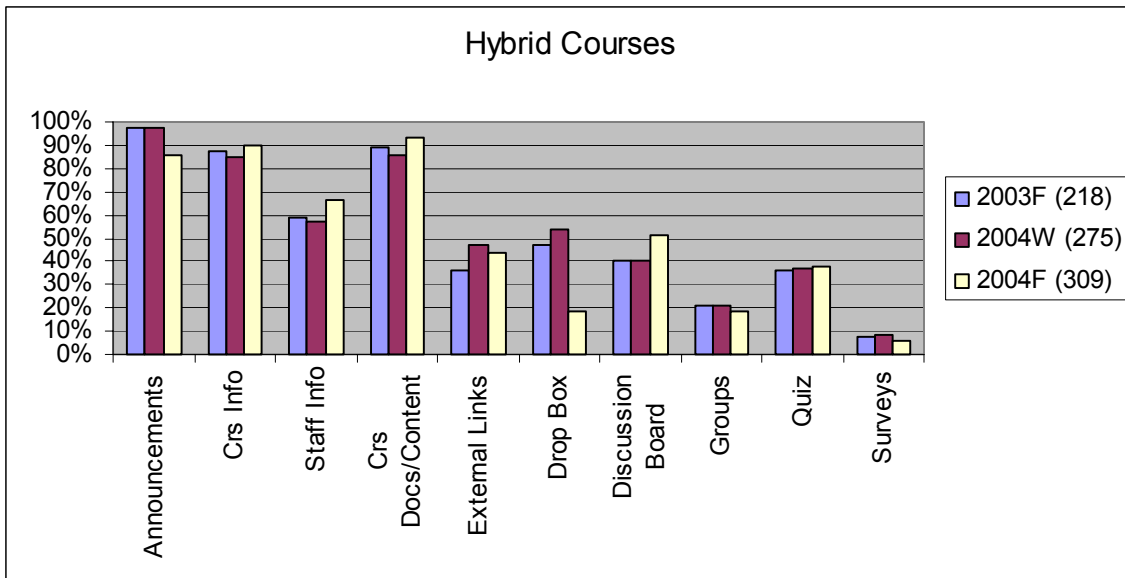
There are 862 faculty members with active Blackboard courses.

How are faculty members using Blackboard?

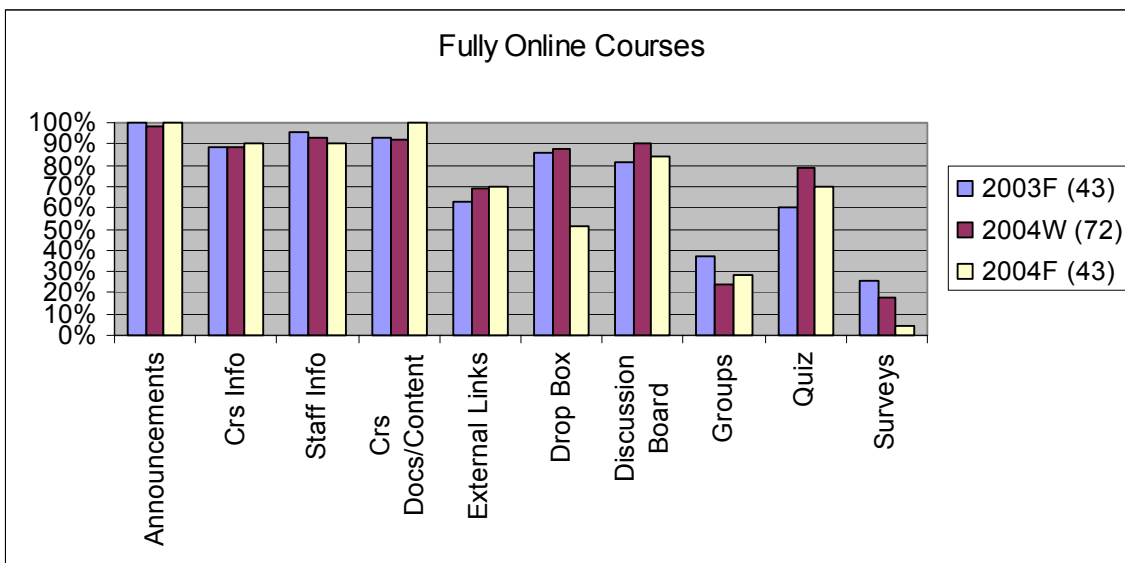
Of course, an active course on Blackboard might only have a course outline in it. The following tables present information about tool use in Blackboard for face-to-face, hybrid and fully online courses, and for 2003F, 2004W and 2004F.



Not surprisingly, almost all courses have Announcements, Course Information and Course Documents. In these courses there is relatively little use of Discussion Boards or online testing.

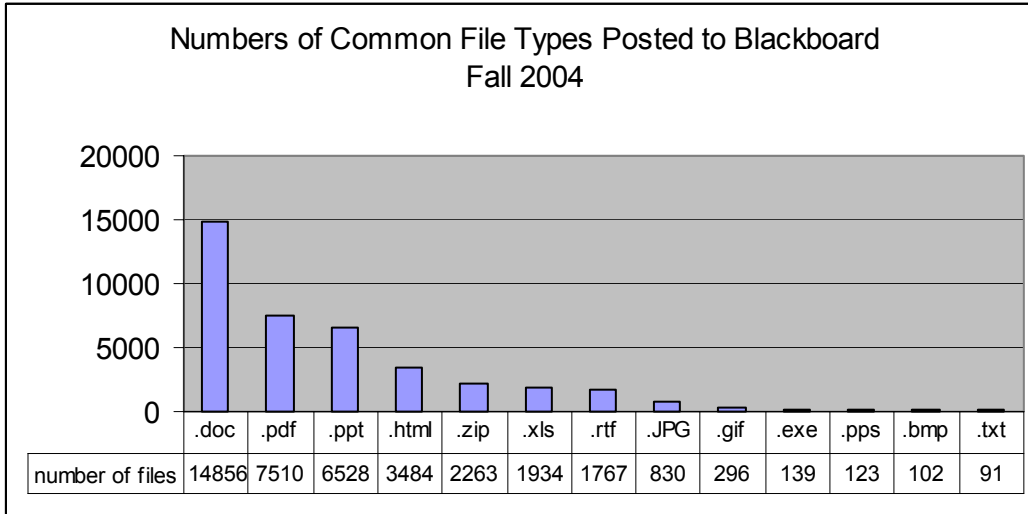


There is relatively greater use of the discussion board, quizzes and surveys in hybrid courses. The courses that are counted here are those identified as hybrid in the course loading information submitted for 2004F.



Drop Box, Discussion Boards and Quizzes are extensively used in fully online courses. The large number of sections of online general education electives accounts for the 72 fully online courses in the winter semester, 2004.

What kind of documents are people posting to Blackboard?



What are the largest documents posted to Blackboard?

