

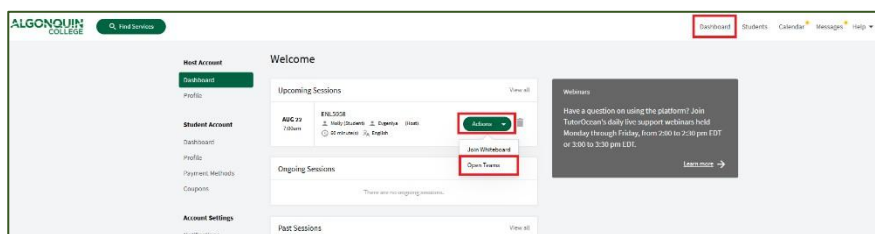
Attending an Online Session

To attend an online session, log into the Peer Tutoring Booking system:

<https://algonquincollege.tutorocean.com/>

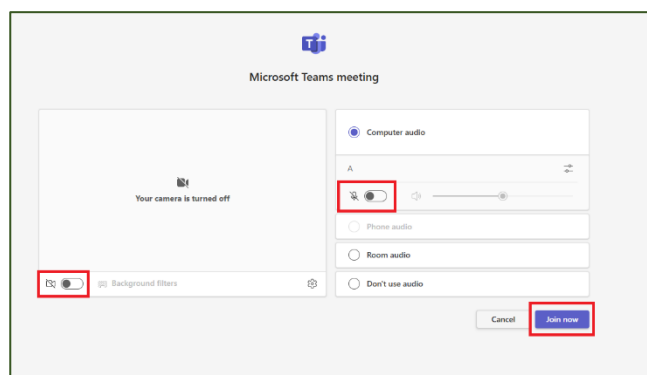
Go to **Dashboard > Upcoming Sessions**.

Click **Actions** and select **Open Teams** in the drop-down menu.

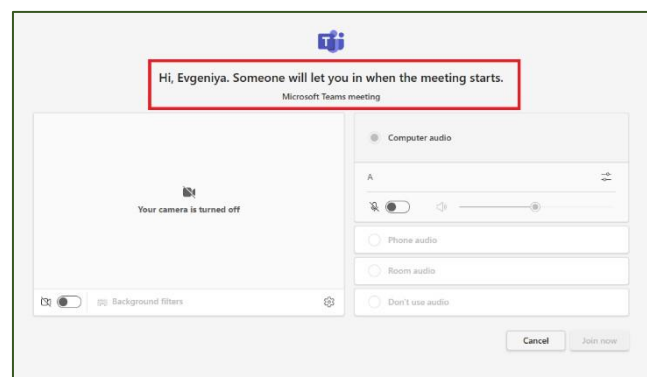


You will be redirected to the pre-join screen. Select your camera and mic settings.

Click **Join now** when ready.



You will wait in the lobby for the tutor to admit you.



Having trouble? Contact ormanm@algonquincollege.com for assistance.